

Accessing the NDIS for people with disability receiving Respite or Community Care

Easy Read fact sheet

What are Respite and Community Care supports?



This fact sheet is for people with disability who currently receive support known as:

- Respite
- or
- Community Care.




It explains how and when you can receive support from the National Disability Insurance Scheme.

ndis

The National Disability Insurance Scheme is also called the NDIS.

Respite and Community Care provide short breaks, and help for people with disability, their families and carers. For example:



- respite services in your home or at a centre



- nursing care services



- help around the house with things like meals and fixing things.

When will you be able to access the NDIS?



You will be able to access the NDIS from 1 July 2016 if you live in these areas:

- Central Coast
- Hunter New England
- Nepean Blue Mountains
- Northern Sydney
- South Western Sydney
- Southern NSW
- Western Sydney



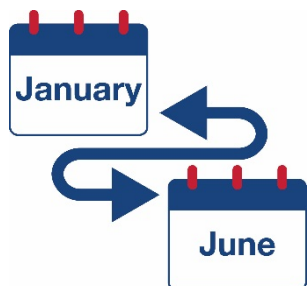
You will be able to access the NDIS from 1 July 2017 if you live in these areas:

- Illawarra Shoalhaven
- Mid North Coast
- Murrumbidgee
- Northern NSW
- South Eastern Sydney
- Sydney
- Western NSW
- Far West

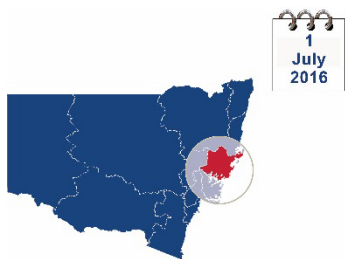


The NDIS will be available everywhere in NSW by July 2018.

People receiving Respite or Community Care support only



Most people in this group will access the NDIS between January and June after it has started in their area.



For example, the NDIS will be available in the Central Coast area from 1 July 2016.




So if you live in this area, you will most likely access the NDIS between January and June in 2017.

People receiving other supports as well



You will be able to access the NDIS when it comes to your area if you receive Accommodation Support such as:

- living in a group home or
- living in a large centre or
- home living support.



This could be July 2016 or July 2017, depending on where you live.



You will most likely be able to access the NDIS in the first six months that it's in your area if you receive:

- Community Access and/or
- Community Support.

Why can't you access the NDIS as soon as it's in your area?



140,000

Under the NDIS, 140,000 people in NSW will receive disability support.



It would be hard to manage all of those people moving to the NDIS at the same time.

To make sure it works well, we will give people access to the NDIS one group at a time.



When you will be able to access the NDIS depends on what supports you currently receive.

How can you access the NDIS?



The National Disability Insurance Agency (NDIA) is responsible for working out if you can access the NDIS.

The NDIA is the Australian Government agency that manages the NDIS.

Would you like more information?



You can find out your options under the NDIS by phoning the NDIA on 1800 800 110.



You can also get more information on the website www.ndis.gov.au



This Easy Read document was created by the Information Access Group using PhotoSymbols, stock photography and custom images. The images may not be reused without permission. For any enquiries about the images, please visit www.informationaccessgroup.com.